

ALL FOR STRINGS PERFORMANCE SELECTIONS

ALL FOR STRINGS PERFORMANCE SELECTIONS are elementary pieces designed to reinforce the concepts found in the ALL FOR STRINGS Comprehensive String Method by Gerald E. Anderson and Robert S. Frost. Each of these compositions is correlated with a specific page in the method book. They can be used a complement to the ALL FOR STRINGS curriculum or as concert pieces for young string orchestras. In addition, each piece contains several warm-up exercises, or **Learning Concepts**, which isolate for more intense study many of the composition's musical elements.

ADIRONDACK SLEIGHRIDE (Grade 2) SO94
Richard A. Stephan - 2:45 *Book 2, Page 36*

APACHE (Grade 1 ½) SO98
Carol Nunez - 2:15 *Book 1, Page 42*

AT THE GRASSHOPPER BALL (Grade 1) SO112
Richard Meyer - 3:00 *Book 1, Page 27*

BLUE MOOD (Grade 2 ½) GSO24
Chuck Elledge - 2:50 *Book 2, Page 34*

CAPER CAPRICCIOSO (Grade 2) SO84
Robert S. Frost - 1:45 *Book 2, Page 16*

CATS & DOGS (Grade 2) SO74
Richard A. Stephan - 2:20 *Book 2, Page 20*

CHRISTMAS REFLECTIONS (Grade 1) SO76
arr. Robert S. Frost - 2:20 *Book 1, Page 38*

CLASSICAL CONTOURS (Grade 1 ½) SO109
Robert S. Frost - 2:45 *Book 1, Page 47*

COPY-CAT WALTZ, POTPOURRI POLKA (Grade 1) GSO22
Chuck Elledge - 4:15 *Book 1, Page 28*

DANCE IN D (Grade 1) SO93
Richard A. Stephan - 2:00 *Book 1, Page 31*

DORIAN DESIGN (Grade 1) SO110
Gerald E. Anderson - 1:35 *Book 1, Page 33*

ENGLISH FOLKSONG, AN (Grade 2) SO102
arr. Terry McQuilkin - 3:15 *Book 2, Page 32*

FIESTA MEXICANA (Grade 1) SO104
arr. Robert S. Frost - 2:15 *Book 1, Page 33*

FROLIC SOME FRIDAY (Grade 2 ½) SO108
Robert S. Frost - 2:50 *Book 2, Page 29*

JOLLY OLD ST. NICK (Grade 1) SO100
arr. Robert S. Frost - 1:55 *Book 1, Page 28*

MAIN STREET MARCH (Grade 1) SO75
Robert S. Frost - 2:30 *Book 1, Page 35*

MEANDERING GANDER, THE (Grade 1 ½) SO91
Ken Keuning - 8:40 *Book 1, Page 46*

MERRY GO RONDO (Grade 2) SO73
Gerald E. Anderson - 1:10 *Book 2, Page 37*

MONUMENT VALLEY (Grade 1 ½) GSO28
Chuck Elledge - 2:50 *Book 1, Page 42*

PHANTOM DANCE (Grade 1 ½) GSO13
Chuck Elledge - 3:10 *Book 1, Page 45*

PIZZICATO PIZAZZ (Grade 1 ½) SO90
Robert S. Frost - 2:20 *Book 1, Page 37*

ROYAL PROCESSIONAL (Grade 1 ½) SO71
Ken Keuning - 2:25 *Book 1, Page 43*

SAILOR'S SONG (Grade 2) SO72
Ken Keuning - 2:45 *Book 2, Page 28*

SALISBURY OVERTURE (Grade 2) SO113
Terry McQuilkin - 3:50 *Book 2, Page 33*

STAR WARRIORS (Grade 2) SO116
Ken Keuning - 3:50 *Book 2, Page 32*

SUNWARD OVERTURE (Grade 3) SO114
William Hofeldt - 5:00 *Book 3, Page 28*

TOCCATINA (Grade 2) SO95
William Hofeldt - 4:45 *Book 2, Page 32*

TRIBUTE TO THE THREE B'S, A (Grade 1 ½) SO103
arr. Gerald E. Anderson - 3:25 *Book 1, Page 43*

TWO GERMAN FOLKSONGS (Grade 2) SO118
arr. Richard A. Stephan - 3:00 *Book 2, Page 7*

TWO SEVENTEENTH CENTURY DANCES (Grade 2) SO77
arr. Robert S. Frost - 3:05 *Book 2, Page 26*

VANGUARD OVERTURE (Grade 2 ½) SO101
Richard A. Stephan - 4:05 *Book 2, Page 30*

LEARNING CONCEPTS - TWO GERMAN FOLKSONGS

Learning Concepts outline the basic musical elements found in **Two German Folksongs**. They are designed to develop the technical skills and enhance the musical understanding needed for students to effectively prepare and perform each selection. **Learning Concepts** isolate specific concepts found in each composition, which may be used as warm-up activities as you work toward your ensemble's technical and musical goals. Individual lines of music are included on each instrument part, and a full score with step-by-step instructions appears here.

The **ALL FOR STRINGS PERFORMANCE SELECTION QUIZ** found on score page eight can be used to assess students' understanding of specific concepts associated with **Two German Folksongs**. Questions are categorized into four areas: General Knowledge, Counting and Rhythm, Form and Phrases and Terms, Signs and Symbols. Review the quiz material and study the score of **Two German Folksongs** to be familiar with the specific concepts to be assessed. After students have had sufficient time to grasp the concepts associated with **Two German Folksongs**, duplicate and distribute the quiz to them. Evaluation and grading of the quiz is left to the discretion of the teacher. It is hoped that by continued review and attention to the basic elements found in musical composition, students will come to understand and enjoy music more completely.

Scale and Arpeggio Study

The **Scale and Arpeggio Study** focuses on the keys of C Major, D Major and G Major to acquaint students with the notes they will play in **Two German Folksongs**. Practice each exercise slowly at first using whole bow strokes. Students should concentrate on producing an even tone with accurate intonation. Then, gradually increase the tempo and play each scale in the lower half, upper half and middle of the bow.

Explain to students that arpeggios are the notes of a chord played one after another from the bottom upward, or from the top downward. Exercises 2, 4 and 6 present the three primary arpeggios: I, IV and V.

1. C Major Scale and Arpeggio

Violins

Viola

Cello

String Bass

2. C Major Arpeggios

Vlns.

Vla.

Cello

Str. Bass

Scale and Arpeggio Study, cont.

3. D Major Scale and Arpeggio

Musical score for '3. D Major Scale and Arpeggio' featuring four staves: Vlns., Vla., Cello, and Str. Bass. The score is in D major (one sharp) and 3/4 time. The Vlns. staff plays a scale of eighth notes. The Vla., Cello, and Str. Bass staves play an arpeggiated pattern of eighth notes. A large 'SAMPLE' watermark is overlaid on the score.

4. D Major Arpeggios

Musical score for '4. D Major Arpeggios' featuring four staves: Vlns., Vla., Cello, and Str. Bass. The score is in D major (one sharp) and 3/4 time. The Vlns. staff plays a scale of eighth notes. The Vla., Cello, and Str. Bass staves play an arpeggiated pattern of eighth notes. A large 'SAMPLE' watermark is overlaid on the score.

Scale and Arpeggio Study , cont.

5. G Major Scale and Arpeggio

Musical score for G Major Scale and Arpeggio, featuring four staves: Vlns., Vla., Cello, and Str. Bass. The key signature is one sharp (F#) and the time signature is 3/4. Each staff contains a scale starting on G4, moving up and then down, followed by an arpeggio. The Vlns. staff uses a treble clef, while the Vla., Cello, and Str. Bass staves use an alto, bass, and bass clef respectively.

6. G Major Arpeggios

Musical score for G Major Arpeggios, featuring four staves: Vlns., Vla., Cello, and Str. Bass. The key signature is one sharp (F#) and the time signature is 3/4. Each staff contains an arpeggio starting on G4, moving up and then down. The Vlns. staff uses a treble clef, while the Vla., Cello, and Str. Bass staves use an alto, bass, and bass clef respectively.

ALL FOR STRINGS PERFORMANCE SELECTION QUIZ - TWO GERMAN FOLKSONGS

Name _____

Instructions: Fill in the blanks with the correct word or number to complete each of the following statements.

General Knowledge

1. The key signatures of _____, _____ and _____ Major are used in these folksongs.
2. The C Major scale has half steps between the notes _____ and _____, and _____ and _____.
3. The person who writes the original music is called the _____, while the person who adapts the original composition is called the _____.
4. The movement of music from one key to another key within a single composition is called _____.

Counting and Rhythm


5. Musical Math

Fill in each blank with one note or rest to solve each musical math problem.

- a.  +  +  = _____
- b.  -  +  = _____
- c.  +  -  = _____
- d.  -  +  = _____
- e.  -  +  = _____
- f.  -  +  = _____

Form and Phrases

6. Draw in your clef on the staff below. Then, write in the notes on the staff that represent the sound of the cuckoo bird.



7. The musical phrases in **Cuckoo** are _____ measures in length.
8. The musical form of **Cuckoo** is _____.
9. The musical form of **With Laughter and Singing** is _____.



Terms, Signs and Symbols

Define and state what the following word, sign or symbol wants you to do.

10. U. H. _____

11. *mf* _____

12.   _____

13.   _____

TWO GERMAN FOLKSONGS

Correlated with ALL FOR STRINGS Book 2, Page 7

I. Cuckoo

Full Conductor Score
Approx. time - 3:00

arr. Richard A. Stephan

Happily (♩ = 120)

Violins 1 & 2, Viola*, Cello, String Bass, Piano

Measures 1-3. Dynamics include *f* and *v*. Fingerings 1, 2, 3 are indicated. String Bass includes fingering II4 and I1.

Happily (♩ = 120)

Vlins. 1 & 2, Vla., Cello, Str. Bass, Piano

Measures 4-7. Dynamics include *f* and *v*. Fingerings 4, 5, 6, 7 are indicated. String Bass includes fingering II4 and I1.

*A part for 3rd Violin (Viola T.C.) is included in this set.

8 9 10 11

Vins. 1 2

Vla.

Cello

Str. Bass

Piano

12 13 14 15

Vins. 1 2

Vla.

Cello

Str. Bass

Piano

16 17 18 19

Vlns. 1 V V V

Vlns. 2 V V

Vla. U. H. □ V

Cello U. H. □ V

Str. Bass U. H. □ V

Piano 17

20 21 22 23

Vlns. 1 *p* V V V

Vlns. 2 *p* V V

Vla. U. H. □ *p* V

Cello U. H. □ *p* V

Str. Bass U. H. □ *p* V

Piano *p*

24 25 26 U. H. mf 27

1 Vlns.

2 Vlns.

Vla. f mf V V

Cello f V V

Str. Bass f V V

Piano f 25

28 29 30 U. H. mf 31

1 Vlns.

2 Vlns.

Vla. V V

Cello V V

Str. Bass V V

Piano

32 33 34 35

Vlns. 1 *f* V V

Vlns. 2 *f* V V

Vla. V

Cello V

Str. Bass V II4 I0

Piano 33

36 37 38 39

Vlns. 1 V V

Vlns. 2 V V

Vla.

Cello

Str. Bass II4 I0 II4 I0

Piano

40 41 42 43

Vlns. 1 V V V V

Vlns. 2 V V V V

Vla. U. H. □ V

Cello U. H. □ V

Str. Bass U. H. □ V

Piano 41

44 45 46 47

Vlns. 1 *p* V *f* V

Vlns. 2 *p* V *f* V

Vla. U. H. □ *p* *f*

Cello U. H. □ *p* *f*

Str. Bass U. H. □ *p* *f*

Piano *p* *f*

48 49 50 51

Vins. 1

Vins. 2

Vla.

Cello

Str. Bass

Piano

L. H.

R. H.

pizz.

pizz.

pizz.

II. With Laughter and Singing

Robustly (♩ = 96)

1 2 3 4

Violins 1

Violins 2

Viola

Cello

String Bass

Piano

f

f

f

f

f

f

5 6 7 8 V

1 Vlns. 2 Vlns. Vla. Cello Str. Bass Piano

9 10 V V 11 12

1 Vlns. 2 Vlns. Vla. Cello Str. Bass Piano

9

Piano

13 14 15 16

Vlns. 1

Vlns. 2

Vla.

Cello

Str. Bass

Piano

f

V

17 18 19 20

Vlns. 1

Vlns. 2

Vla.

Cello

Str. Bass

Piano

mf

mf

21 22 23 24

Vlns. 1 V

Vlns. 2 V

Vla. V

Cello

Str. Bass

Piano

25 26 27 28

Vlns. 1 V

Vlns. 2 V

Vla. V

Cello V

Str. Bass V

Piano

f

f

f

f

f

f

29 30 31 32

1 Vlns. 2

Vla.

Cello

Str. Bass

Pizz.

29

Piano

33 34 35 36

1 Vlns. 2

Vla.

Cello

Str. Bass

V

Piano

37 38 39 40

1 Vlns. 2

Vla.

Cello

Str. Bass

Piano

arco V

f

41 42 43 44

1 Vlns. 2

Vla.

Cello

Str. Bass

Piano