


1. Tap Into the Counting Zone

A. Perform this line. Look ahead  while reading.

Andante



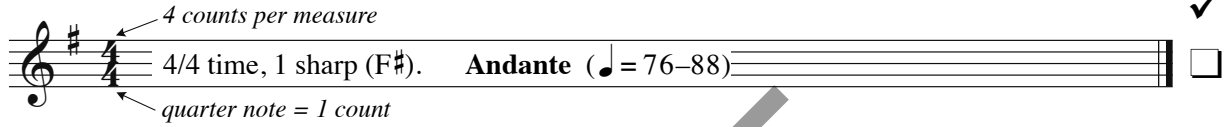
f cantabile *p*

B. Study line 1, then play lines 2-7. ✓ each completed line.

1 Map

Observe time and key signatures, tempos, repeats, etc.

4 counts per measure
4/4 time, 1 sharp (F#). **Andante** (♩ = 76-88) ✓




quarter note = 1 count

2 Pitch

Hold each note while matching pitch, blend, and balance.

simile




find and finger the F# before playing

3a Rhythm

Tap foot and count. Then tap foot and play. Observe breath mark (☹).

wait as long as possible, then breathe very quickly ☹



1 & 2 & 3 & 4 & 1 & 2 & 3 & 4 & 1 & 2 & 3 & 4 & 1 & 2 & 3 & 4 & 1 & 2 & 3 & 4 &

3b Rhythm

fermata (☺):

Hold fermata note longer than its written value. Watch conductor for release.



4 Pitch & Rhythm


Combine lines 2 + 3, pitch and rhythm.



5 Articulation

slur:


Connect slurred notes while maintaining steady air stream.



6 Dynamics

static:

Maintain consistent volume until next change.




f *p*

7 Style/Musicianship

cantabile:

Perform in a singing style.



f cantabile *p*
as you would sing a melody

C. Perform line A again. Demonstrate synthesis of all layered steps.

✓ after each item performed correctly.

Map Pitch Rhythm Articulation Dynamics Style/Musicianship

8. Blue Times Two

A. Perform this line. Look ahead  while reading.

Lento

B. Study line 1, then play lines 2-7. ✓ each completed line.

1 Map
Observe time and key signatures, tempos, repeats, etc.

4 counts per measure **Lento** (♩ = 50-60) 1. 2. ✓

4/4 time, no sharps or flats, repeat, 1st & 2nd endings. 1x go back to beginning 2x skip to next measure

quarter note = 1 count

2 Pitch
Hold each note while matching pitch, blend, and balance.

simile

3 Rhythm
Tap foot and count. Then tap foot and play. Observe breath mark (ʹ).

wait as long as possible, then breathe very quickly

4 Pitch & Rhythm
Combine lines 2 + 3, pitch and rhythm.

5a Articulation slur:
Connect slurred notes while maintaining steady air stream.

5b Articulation legato:
Make each legato note touch following note.

6 Dynamics static & fluid:
Static = maintain consistent volume until next change. Fluid = make incremental volume changes over time.

mp mp+ mf mf+ f *f mf mp*

7 Style/Musicianship plaintive:
Perform with deep sadness.

mp plaintive melancholy f mp

C. Perform line A again. Demonstrate synthesis of all layered steps.

✓ after each item performed correctly.

Map Pitch Rhythm Articulation Dynamics Style/Musicianship

12. Open Spaces

A. Perform this line. Look ahead  while reading.

Allegro Moderato

B. Study line 1, then play lines 2-7. ✓ each completed line.

1 Map

Observe time and key signatures, tempos, repeats, etc.

3 counts per measure **Allegro Moderato** (♩ = 112–116) 1. 2. ✓

3/4 time, no sharps or flats, repeat, 1st & 2nd endings.

quarter note = 1 count

2 Pitch

Hold each note while matching pitch, blend, and balance.

simile 1. 2.

3 Rhythm

Tap foot and count. Then tap foot and play.

1. 2.

1& 2& 3& 1& 2& 3& 1& 2& 3& 1& 2& 3& 1& 2& 3& 1& 2& 3& 1& 2& 3& 1& 2& 3& 1& 2& 3& 1& 2& 3& 1& 2& 3& 1& 2& 3&

4 Pitch & Rhythm

Combine lines 2 + 3, pitch and rhythm.

1. 2.

5a Articulation

slur:

Connect slurred notes while maintaining steady air stream.

1. 2.

5b Articulation

staccato:

Separate staccato notes. Lift off of slurred staccato notes.

1. 2.

6 Dynamics

static:

Maintain consistent volume until next change.

1. 2.

f *p*

7 Style/Musicianship

a la waltz:

Perform in a waltz-like manner.

lean on count 1 1. 2.

f a la waltz *p*
oom-pah-pah!

C. Perform line A again. Demonstrate synthesis of all layered steps.

✓ after each item performed correctly.

Map Pitch Rhythm Articulation Dynamics Style/Musicianship

26. I'm "Caesura" Myself

A. Perform this line. Look ahead  while reading.

Andantino

B. Study line 1, then play lines 2-7. ✓ each completed line.

1 Map

Observe time and key signatures, tempos, repeats, etc.

2 Pitch

Hold each note while matching pitch, blend, and balance.

3a Rhythm

Tap foot and count. Then tap foot and play.

3b Rhythm

fermata & caesura:

Caesura (//) = silent pause. Watch conductor for timing of the fermata, release, and caesura.

4 Pitch & Rhythm

Combine lines 2 + 3, pitch and rhythm.

5 Articulation

slur:

Connect slurred notes.

6 Dynamics

static & fluid:

Observe both static and fluid dynamics. cresc. (crescendo) *p* to *f*.

7 Style/Musicianship

amabile:

Perform in a warm, charming manner.

C. Perform line A again. Demonstrate synthesis of all layered steps.

✓ after each item performed correctly.

Map Pitch Rhythm Articulation Dynamics Style/Musicianship

40. Hilltopper Fantasy

A. Perform this line. Look ahead  while reading.

Allegretto



B. Study line 1, then play lines 2-7. ✓ each completed line.

- 1 Map**
Observe time and key signatures, tempos, repeats, etc.
- 2 Pitch**
Hold each note while matching pitch, blend, and balance.
- 3 Rhythm**
Tap down on count 4. Play on &. Observe breath mark (’).
- 4 Pitch & Rhythm**
Combine lines 2 + 3, pitch and rhythm. Reminder: tap down on silent, shadow 4 before playing the pickup note.
- 5a Articulation slur:**
Connect slurred notes.
- 5b Articulation staccato:**
Separate staccato notes. Lift off of slurred staccato note.
- 6 Dynamics static & fluid:**
Static = maintain consistent volume until next change. Fluid = make incremental volume changes over time.
- 7 Style/Musicianship deciso:**
Perform with a resolute style.

Allegretto (♩ = 92-100) ✓

1 Common time, 3 sharps (F#, C#, G#), eighth note pickup.

C (common time) = 4/4 time. 4 counts per measure
quarter note = 1 count

2 *simile*
find and finger the F#, C#, and G# before playing

3
Tap down on count 4. Play on &.
4 & 1&2& 3& 4 & 1 & a 2 & 3&4& 1 & 2 & 3 & a 4 & 1 & a 2 & 3&4&

4

5a

5b

6
f mp mp mf f

7
f deciso decidedly mp f

C. Perform line A again. Demonstrate synthesis of all layered steps.

✓ after each item performed correctly.

Map Pitch Rhythm Articulation Dynamics Style/Musicianship