

What's New?

Diagram illustrating musical notation symbols and terms:

- treble clef
- staff
- time signature
- quarter note
- quarter rest
- bar lines
- measure
- repeat sign
- open strings (E, A, D, G)
- ledger lines
- whole rest
- double bar

1. Our First Bow Strokes

Down Up Rest Rest

2. Bowing on A

1 2 3 4

Write in the counts. Clap and count aloud before playing.

3. Two-String Bow Strokes

4. Marching Quarter Notes

5. G - ography

6. All Our Strings


What's New?

Arpeggio

A chord, with notes played one at a time.



Round

A piece in which two or more players play the same melody beginning at different times. The symbol  indicates the round entrance.




94. Arpeggio Joe


Play Joe legato, then pizzicato, then martelé.



95. Onward, Upward (Round)

This sign  indicates the time for the second entrance of the melody.

Traditional



96. Crispy Icicles

Play both pizzicato and arco. The arco note beginnings should be crisp, like “pizzicato with the bow.”


Norwegian Folk Song




97. The Race Track




98. Pick-Up Strings

For additional pick-up fun, play all 2nd and 3rd beats as rests (). Play both legato and martelé.

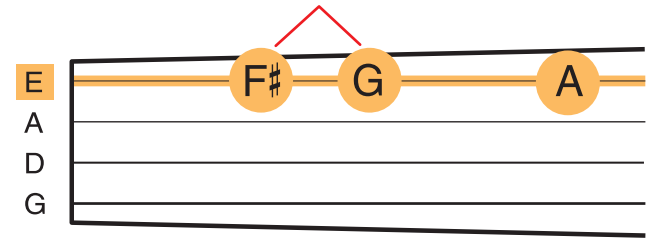



 Write the note names.

99. Pop! Goes the Bubble Wrap (Duet)



UNIT IV – The C- and E-Strings



122. Down 'n' Back Variations (Viola/Cello C-String)

For Songs 122 and 124, play the Slow Bow Variations (p. 15), and Meter Melt (p. 21).



123. Down 'n' Back Rhythm Mixer

124. Up 'n' Back Variations (Violin/Bass E-String)



125. Up 'n' Back Rhythm Mixer



126. The Mountain Climber

Play martelé the first time, and legato on the repeat.

Andante

Write the note names.



160. Theme – Violin Concerto
Moderato

Ludwig van Beethoven (1770–1827)

Musical notation for the Theme from Violin Concerto by Ludwig van Beethoven. It is in G major, 4/4 time, and marked Moderato. The notation includes a treble clef, a key signature of one sharp (F#), and a 4/4 time signature. The melody consists of eighth and quarter notes, with a fermata over the final note. A circled '5' indicates a fingering for the fifth finger. The piece concludes with a 'rit.' (ritardando) marking.



161. Iroquois Lullaby
Andante

Canadian Indian Song

Musical notation for the Iroquois Lullaby. It is in G major, 4/4 time, and marked Andante. The notation includes a treble clef, a key signature of one sharp (F#), and a 4/4 time signature. The melody features a mix of eighth and quarter notes with various fingering numbers (4, 5, 4) above the notes. The piece ends with a repeat sign and two endings, both marked with a '4' above the notes. Below the staff, the letters 'WB WB LH WB' are written.

Swingercise #18: STICKWALK

1. Position your picture-perfect bow hand, at the frog, bow vertical, hair facing your nose.
2. Take a small step forward with 1, then 2, thumb, 3, 4.
3. Notice your new picture-perfect bow hand, an inch higher on the stick.
4. Repeat steps 1–3 until your hand is at the tip. (Hair always faces you.)
5. *StickWalk* back to the frog; 4, 3, 2, thumb, 1.



162. Shalom, Chaverim
Andante

Israeli Folk Song

Musical notation for the Israeli Folk Song 'Shalom, Chaverim'. It is in G major, 4/4 time, and marked Andante. The notation includes a treble clef, a key signature of one sharp (F#), and a 4/4 time signature. The melody consists of eighth and quarter notes, with a fermata over the final note. A circled '5' indicates a fingering for the fifth finger. The piece concludes with a 'rit.' (ritardando) marking. Fingerings 'V', '4', and '0' are indicated above the notes.



163. A La Puerta del Cielo (At the Gate of Heaven)
Moderato

Spanish Folk Song

Musical notation for the Spanish Folk Song 'A La Puerta del Cielo'. It is in G major, 2/4 time, and marked Moderato. The notation includes a treble clef, a key signature of one sharp (F#), and a 2/4 time signature. The melody consists of eighth and quarter notes. A circled '5' indicates a fingering for the fifth finger. The piece concludes with a fermata over the final note. Fingerings '4' and '13' are indicated above the notes. The letter 'MB' is written below the first staff.

164. WriteRight Rhythms

Rhythm notation for 'WriteRight Rhythms' in 4/4 time. The notation shows a sequence of rhythmic patterns on a staff: quarter notes, eighth notes, and quarter rests. Below the staff is a blank line for writing counting.

1. Write in the counting. 2. Clap and count aloud. 3. Play arco or pizzicato.

Technique Pushups

1. D Major Scale



2. D Major Broken Thirds



3. D Major Arpeggio



4. G Major Scale



5. G Major Broken Thirds



6. G Major Arpeggio



7. C Major Scale



8. C Major Broken Thirds



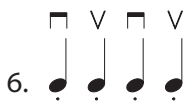
9. C Major Arpeggio



Bowings

Play the scales, broken thirds, and arpeggios with the bowings listed below. Use proper bow division and bow speed. Scales are also a good place to review your Bow Stroke Rhythms.

For Scales and Broken Thirds:



For Arpeggios:

