

Unit 1

Note Values

Quarter Note  ← Stem
← Note Head

A stem may go up or down on a note.

Up stems go on the **right** side of the note head.

Down stems go on the **left** side of the note head.

Up Stem



Down Stem




1. Draw up stems on these note heads.



2. Draw down stems on these note heads.






3. Draw four quarter notes with up stems.



4. Draw four quarter notes with down stems.



Half Note 

One half note equals two quarter notes.  =  

5. Draw four half notes with up stems.



6. Draw four half notes with down stems.

