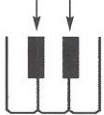
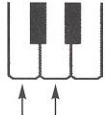



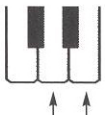



Warm-up Patterns


1. First on  then on 

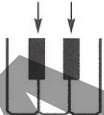
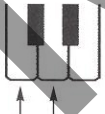
a) RH play  in three different octaves going up the keyboard.


b) LH play  in three different octaves going down the keyboard.


2. First on  then on 

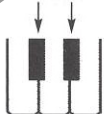
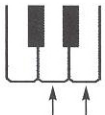
a) RH play  in three different octaves going up.


b) LH play  in three different octaves going down.


3. First on  then on 

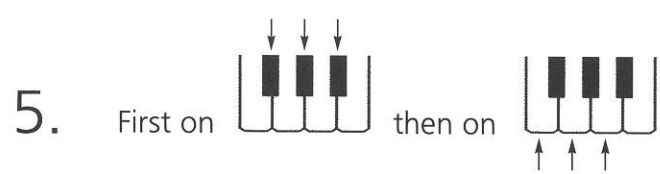
a) RH play  in three different octaves going up.

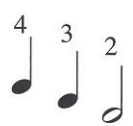
b) LH play  in three different octaves going down.

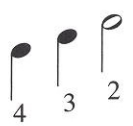
4. First on  then on 

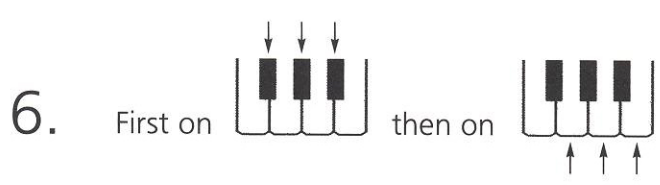
a) RH play  in three different octaves going up.

b) LH play  in three different octaves going down.



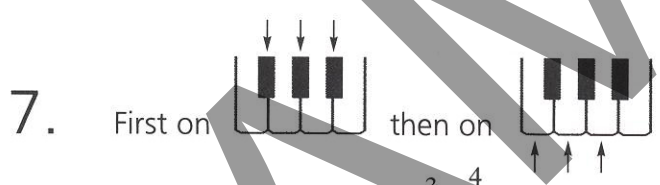
a) RH play  in three different octaves going up.


b) LH play  in three different octaves going down.

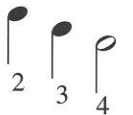


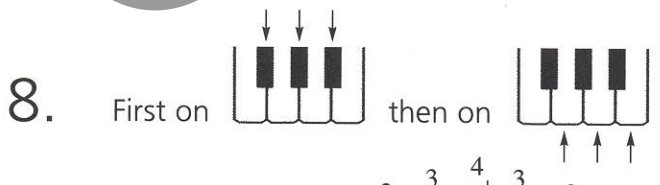
a) RH play  in three different octaves going up.

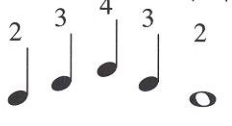
b) LH play  in three different octaves going down.

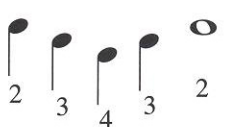


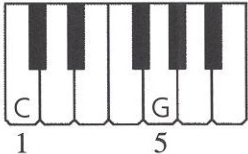

a) RH play  in three different octaves going up.

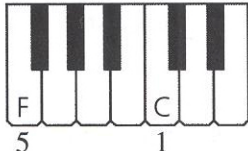

b) LH play  in three different octaves going down.

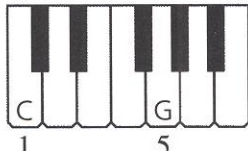



a) RH play  in three different octaves going up.

b) LH play  in three different octaves going down.



9. a) RH on  play  in three different octaves going up.

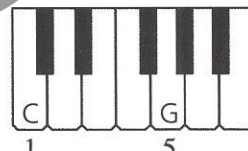

b) LH on  play  in three different octaves going down.

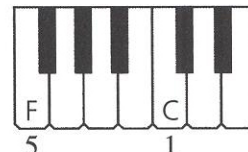

10. a) RH on  play  in three different octaves going up.

b) LH on  play  in three different octaves going down.

11. a) RH on  play  in three different octaves going up.

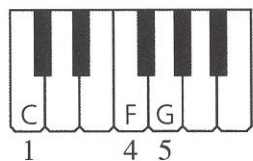
b) LH on  play  in three different octaves going down.


12. a) RH on  play  in three different octaves going up.

b) LH on  play  in three different octaves going down.

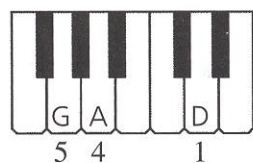
13.

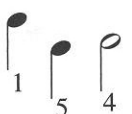
a) RH on



play  in three different octaves going up.

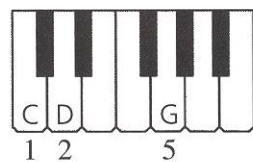
b) LH on



play  in three different octaves going down.

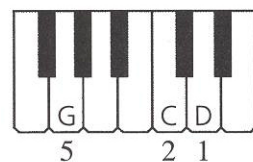
14.

a) RH on



play  in three different octaves going up.


b) LH on

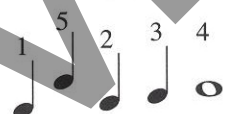


play  in three different octaves going down.

15.

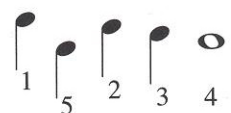
a) RH on



play  in three different octaves going up.


b) LH on




play  in three different octaves going down.

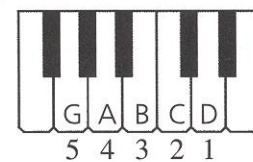
16.

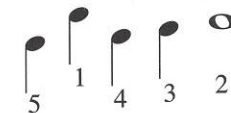
a) RH on



play  in three different octaves going up.

b) LH on



play  in three different octaves going down.