

## Sunny C

RH reads line note 3rds; LH reads space note 3rds.

**Allegretto** (somewhat fast)

## Cloudy D

To play *Cloudy D*, move both hands up a 2nd from the C Major five-finger position.\*

RH reads space note 3rds; LH reads line note 3rds.

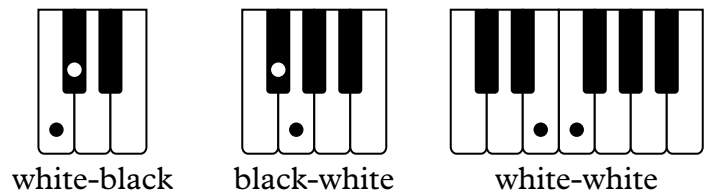
**Allegretto**

\*Playing the same piece on different notes is called **transposing**.

## Half Steps and Whole Steps

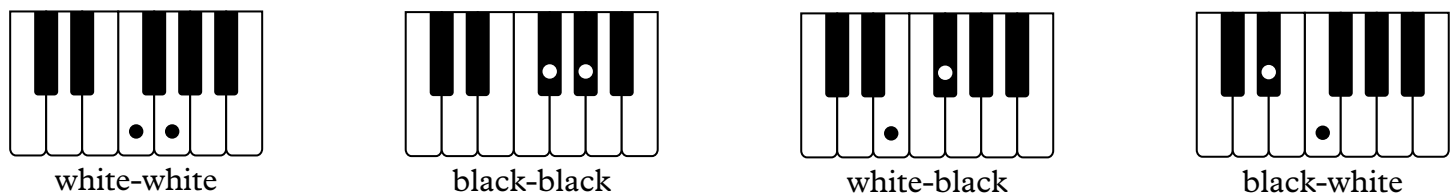
A **half step** is the distance from one key to the very next key, with no key between.

Half steps can look three different ways on the keyboard:



A **whole step** is the distance from one key to the very next key with one key between.

Whole steps can look four different ways on the keyboard:




# Two Minuets

**Staccato** 

A dot above or below a note means to play **staccato**: short and detached.

## I. G Major



**Allegretto**




## II. G Minor

Any Major five-finger position becomes **minor** when the 3rd is lowered a half step.

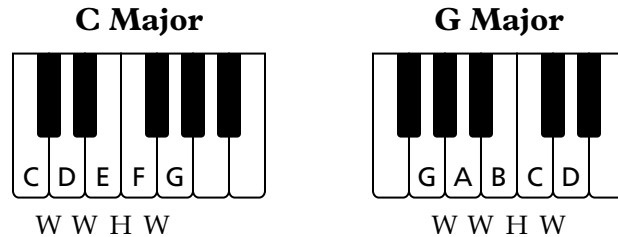
**Allegretto**

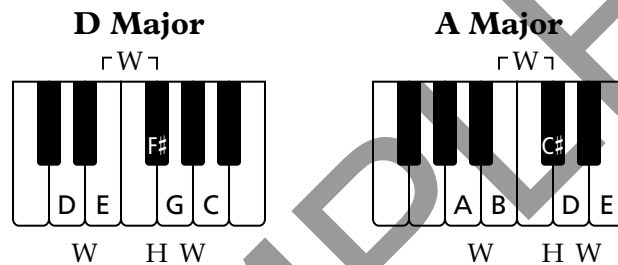
# UNIT 4

## More About Five-Finger Positions

All Major five-finger positions have the same pattern of whole steps and half steps: whole-whole-half-whole. C Major and G Major have the half steps on white keys. (See Unit Two, page 19.)



Major five-finger positions can be built starting on any note, using the same pattern of whole and half steps.



### Warm-Up in D

**Allegretto**

*mf*

1

5

\* Sharps or flats remain in effect for an entire measure. The barline cancels a sharp or flat.

### Warm-Up in A

*Warm-Up in D transposed to A*

*Play the LH one octave lower on repeat.*

1

*mf*

5

**Natural** ♮

A **natural** sign before a note cancels a sharp or flat.

## Circuitous

Practice the RH alone first to find the position changes.  
The LH remains in low G position.

**Moderato**

The score for 'Circuitous' is in 4/4 time. The right hand (RH) plays a melodic line with three triplet patterns. The first triplet is G4-A4-B4, the second is A4-B4-C5, and the third is B4-C5-D5. The left hand (LH) plays a bass line with notes G2, B1, D2, and G2. Fingerings are indicated: RH (3, 3, 3) and LH (5, 2, 4, 1, 1, 5, 2).

## Boogie Bite

**Allegretto**

The score for 'Boogie Bite' is in 4/4 time. The right hand (RH) plays a rhythmic pattern of eighth notes. The first measure has notes G4, A4, B4 with fingerings 2, 3, 1. The second measure has notes A4, B4, C5 with fingerings 2, 3. The left hand (LH) plays a bass line with notes G2, B1, D2, and G2. Fingerings are indicated: RH (2, 3, 1, 2, 3) and LH (3, 2, 1/5, 3, 2).

5

The score continues with the right hand (RH) playing a melodic line. The first measure has notes G4, A4, B4 with fingering 2. The second measure has notes A4, B4, C5 with fingering 2. The third measure has notes B4, C5, D5 with fingering 2. The fourth measure has notes C5, B4, A4 with fingering 2. The left hand (LH) plays a bass line with notes G2, B1, D2, and G2. Fingerings are indicated: RH (2, 2, 2) and LH (3, 3, 2, 2, 1/3/5).

# The Streets of Laredo

The LH uses intervals as accompaniment rather than chords.

However, the intervals, in combination with the melody, form I and V7 chords.

American Cowboy Ballad

**Moderato**

5

*mp* 1. As I \_\_\_\_\_ walked out on the streets of La - re - do, As  
 2. "I see by your out - fit that you are a cow - boy." These

G D7 G D7

1 2 I 1 5 V7 1 5 I 1 5 V7

5

2 I walked out on as La - re - do one day, I  
 words he said as I bold - ly walked by. "Come

1 2

9

spied a poor cow - boy all wrapped in white lin - en, And  
 sit down be - side me and hear my sad sto - ry; I'm

2

13

2 in shot in white lin - en and cold as the clay.  
 breast, and I know I must die."

1 2

2 1 2 4

# Classic Minuet

The LH uses neither chords nor intervals for accompaniment. However, the LH notes, in combination with the RH melody, strongly suggest the chords. This is called **implied harmony**.

**Allegretto**

Alexander Reinagle  
(1756-1809)

1

*f-p*

G D G

I V I

5

*f-p*

G D G

I V I

9

*f-p*

G D Em D

I V vi V

13

*f-p*

D7 G

V7 I