

6. Royal Entrance

A. Perform this line. Look ahead  while reading.

Moderato

B. Study line 1, then play lines 2-7. ✓ each completed line.

1 Map

Observe time and key signatures, tempos, repeats, etc.

2 Pitch

Hold each note while matching pitch, blend, and balance.

3 Rhythm

Instructions for m. 4 tie:
 1X = tongue both tied notes.
 2X = tongue the first note, pulse the second.
 3X = perform tie & only imagine pulse (shadow pulse).

4 Pitch & Rhythm

Combine lines 2 + 3, pitch and rhythm.

5a Articulation

staccato:
 Separate staccato notes.

5b Articulation

accent:
 Energize air as if blowing out a candle. Avoid heavy tongue.

6 Dynamics

static & fluid:
 Static = maintain consistent volume until next change.
 Fluid = make incremental volume changes over time.

7 Style/Musicianship

maestoso:
 Perform in a majestic manner. Imagine the queen entering the court.

C. Perform line A again. Demonstrate synthesis of all layered steps.

✓ after each item performed correctly.

Map Pitch Rhythm Articulation Dynamics Style/Musicianship

7. Eighth in Line

A. Perform this line. Look ahead  while reading.

Andante

B. Study line 1, then play lines 2-7. ✓ each completed line.

1 Map

Observe time and key signatures, tempos, repeats, etc.

4 counts per measure
4/4 time, 2 flats (B \flat , E \flat). **Andante** (♩ = 76-88) ✓

quarter note = 1 count

2 Pitch

Hold each note while matching pitch, blend, and balance.

simile

find and finger the B \flat s and E \flat s before playing

3 Rhythm

Tap foot and count. Then tap foot and play.

4 Pitch & Rhythm

Combine lines 2 + 3, pitch and rhythm.

5a Articulation slur:

Connect slurred notes while maintaining steady air stream.

5b Articulation staccato:

Separate staccato notes.

6 Dynamics static & fluid:

Static = maintain consistent volume until next change.
Fluid = make incremental volume changes over time.

follow superimposed terraced dynamics: play count 1 *mp*, count 2 *mp+*, count 3 *mf*

follow superimposed terraced dynamics: play count 1 *f*, count 2 *f-*, count 3 *mf*, count 4 *mf-*

7 Style/Musicianship espressivo:

Perform expressively. Observe rit. (ritardando) = gradually slower while watching conductor.

mp espressivo with passion

rit.

C. Perform line A again. Demonstrate synthesis of all layered steps.

✓ after each item performed correctly.

Map Pitch Rhythm Articulation Dynamics Style/Musicianship

22. Give Us a Lift

A. Perform this line. Look ahead  while reading.

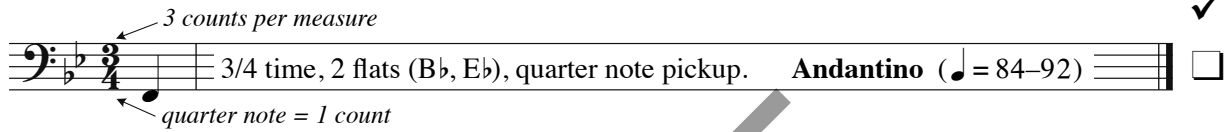
Andantino



B. Study line 1, then play lines 2-7. ✓ each completed line.

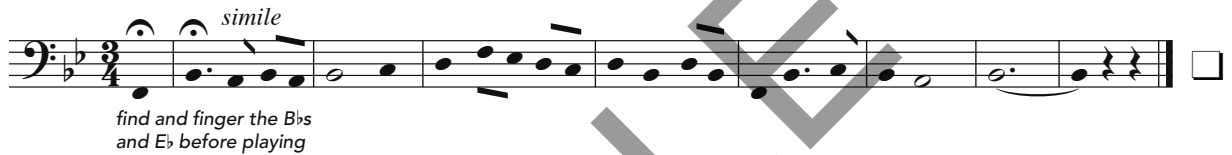
1 Map

Observe time and key signatures, tempos, repeats, etc.




2 Pitch

Hold each note while matching pitch, blend, and balance.



3 Rhythm

Tap foot and count. Then tap foot and play. Observe breath mark (☹).



4 Pitch & Rhythm

Combine lines 2 + 3, pitch and rhythm.



5a Articulation

slur: Connect slurred notes.



5b Articulation

detaché: Perform detaché notes broadly with slight separation and lift.



6 Dynamics

static & fluid:
Static = maintain consistent volume until next change.
Fluid = make incremental volume changes over time.



7 Style/Musicianship

dolce: Perform in a sweet manner.



C. Perform line A again. Demonstrate synthesis of all layered steps.

✓ after each item performed correctly.

Map Pitch Rhythm Articulation Dynamics Style/Musicianship

34. I'm "In Two" This Exercise!

A. Perform this line. Look ahead  while reading.

$\text{♩} = 64-76$ (in two)

mf scherzando *mp* *f*

B. Study line 1, then play lines 2-7. ✓ each completed line.

1 Map

Observe time and key signatures, tempos, repeats, etc.

6 counts per measure

6/8 time, 4 flats (B \flat , E \flat , A \flat , D \flat). ($\text{♩} = 64-76$)

eighth note = 1 count

2 Pitch

Hold each note while matching pitch, blend, and balance.

simile

find and finger the B \flat s, E \flat s, A \flat s, and D \flat s before playing

3 Rhythm

Perform IN TWO. Count 6, but tap only twice per measure on counts 1 and 4 (one tap for each group of 3 counts). Much easier at faster tempos!

1 2 3 4 5 6 1 2 3 4 5 6 1 2 3 4 5 6 1 2 3 4 5 6 1 2 3 4 5 6

4 Pitch & Rhythm

Combine lines 2 + 3, pitch and rhythm. Remember to tap on counts 1 and 4.

5 Articulation

slur:
Connect slurred notes.

6 Dynamics

static & fluid:
Static = maintain consistent volume until next change.
Fluid = make incremental volume changes over time.

mf *mp* *mp* — *mf* — *f*

7 Style/Musicianship

scherzando:
Perform in a playful manner.

mf scherzando happily *mp* *f*

C. Perform line A again. Demonstrate synthesis of all layered steps.

✓ after each item performed correctly.

Map Pitch Rhythm Articulation Dynamics Style/Musicianship

Duet: Skill Review of Exercises 35-42

If you are working independently, you may wish to record Part A and then play Part B along with the recording.

Part A *Andante* ♩ = 76

mf *giocoso*

p

mf *f*

✓ each item performed correctly.

Map Pitch Rhythm Articulation Dynamics Style/Musicianship

Part B *Andante* ♩ = 76

mf *giocoso*

p

mf *f*

✓ each item performed correctly.

Map Pitch Rhythm Articulation Dynamics Style/Musicianship