

4. Rerun

A. Perform this line. Look ahead  while reading.

Andante



p *calme* *mp* *mf*

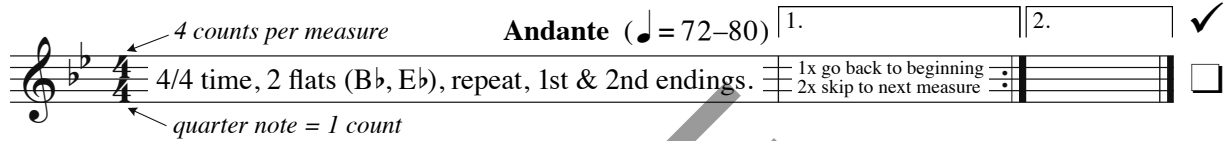
B. Study line 1, then play lines 2-7. ✓ each completed line.

1 Map
Observe time and key signatures, tempos, repeats, etc.

4 counts per measure **Andante** (♩ = 72-80) 1. 2. ✓

4/4 time, 2 flats (B \flat , E \flat), repeat, 1st & 2nd endings. 1x go back to beginning 2x skip to next measure


quarter note = 1 count



2 Pitch
Hold each note while matching pitch, blend, and balance.

simile

find and finger the B \flat s and E \flat s before playing



3 Rhythm
Tap foot and count. Then tap foot and play.

1. 2.

1 & 2 & 3 & 4 & 1 & 2 & 3 & 4 & 1 & 2 & 3 & 4 & 1 & 2 & 3 & 4 & 1 & 2 & 3 & 4 & 1 & 2 & 3 & 4 & 1 & 2 & 3 & 4 & 1 & 2 & 3 & 4 &



4 Pitch & Rhythm
Combine lines 2 + 3, pitch and rhythm.

1. 2.



5a Articulation slur:
Connect slurred notes while maintaining steady air stream.

1. 2.



5b Articulation staccato:
Separate staccato notes.

1. 2.



6 Dynamics static:
Maintain consistent volume until next change.

p *mp* *mf*


1. 2.



7 Style/Musicianship calme:
Perform in a peaceful manner.

p calme as a lullaby *mp* *mf*

1. 2.



C. Perform line A again. Demonstrate synthesis of all layered steps.

✓ after each item performed correctly.

Map Pitch Rhythm Articulation Dynamics Style/Musicianship

27. Rooftop Hop

A. Perform this line. Look ahead  while reading.

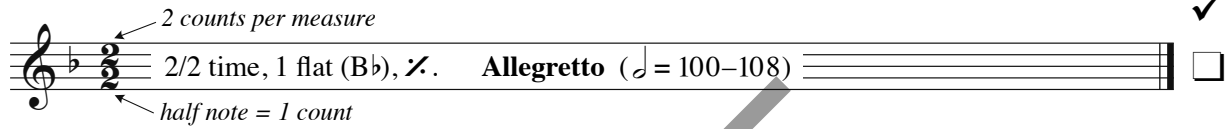
Allegretto



B. Study line 1, then play lines 2-7. ✓ each completed line.

1 Map

Observe time and key signatures, tempos, repeats, etc.



2 Pitch

Hold each note while matching pitch, blend, and balance. Observe repeat in m. 6.



3 Rhythm

Tap foot and count. Then tap foot and play.



4 Pitch & Rhythm

Combine lines 2 + 3, pitch and rhythm.



5a Articulation accent:

Energize air as if blowing out a candle. Avoid heavy tongue.



5b Articulation marcato (rooftop) accent:

Play rooftop notes as heavy, separated blocks of sound.



6 Dynamics static:

Maintain consistent volume until next change.



7 Style/Musicianship lieto:

Perform in a cheerful manner.



C. Perform line A again. Demonstrate synthesis of all layered steps.


✓ after each item performed correctly.

Map Pitch Rhythm Articulation Dynamics Style/Musicianship

31. Lift Off

A. Perform this line. Look ahead  while reading.

$\text{♩} = 118-128$



p *leggiero* *f* *p*

B. Study line 1, then play lines 2-7. ✓ each completed line.

1 Map
Observe time and key signatures, tempos, repeats, etc.

6 counts per measure
6/8 time, 1 flat (B \flat), simple repeat. ($\text{♩} = 118-128$)

eighth note = 1 count

2 Pitch
Hold each note while matching pitch, blend, and balance.

simile
find and finger the B \flat s before playing

3 Rhythm
In this 6/8 exercise, each 8th note receives one count and one foot tap.

shadow pulse

1 2 3 4 5 6 1 2 3 4 5 6 1 2 3 4 5 6 1 2 3 4 5 6

4 Pitch & Rhythm
Combine lines 2 + 3, pitch and rhythm. Continue tapping for each 8th note value.



5a Articulation
slur:
Connect slurred notes.



5b Articulation
staccato:
Separate staccato notes. Lift off of slurred staccato notes.



6 Dynamics
static & fluid:
Static = maintain consistent volume until next change.
Fluid = make incremental volume changes over time.

p mp mp mf f f mf mp p

7 Style/Musicianship
leggiero:
Perform in a light manner.

p leggiero airily f p

C. Perform line A again. Demonstrate synthesis of all layered steps.

✓ after each item performed correctly.

Map Pitch Rhythm Articulation Dynamics Style/Musicianship

36. Contrasts

A. Perform this line. Look ahead  while reading.

Andante Moderato

f *grazioso* *p* *f* *p*

B. Study line 1, then play lines 2-7. ✓ each completed line.

1 Map

Observe time and key signatures, tempos, repeats, etc.

5 counts per measure **Andante Moderato** (♩ = 92-96) ✓

5/4 time, 3 flats (B♭, E♭, A♭), accidentals, simple repeat.

quarter note = 1 count

2 Pitch

Hold each note while matching pitch, blend, and balance. Observe accidentals in m.1 and m.2.

simile

find and finger the B♭s, E♭s, A♭s, and accidentals before playing

3 Rhythm

Tap foot and count. Then tap foot and play. Observe breath mark (☹).

1 & 2 & 3 & 4 & 5 & 1 & 2 & 3 & 4 & 5 & 1 & 2 & 3 & 4 & 5 & 1 & 2 & 3 & 4 & 5 &

4 Pitch & Rhythm

Combine lines 2 + 3, pitch and rhythm.

5a Articulation

slur:
Connect slurred notes.

5b Articulation

staccato:
Separate staccato notes.

6 Dynamics

static:
Maintain consistent volume until next change.

f *p* *f* *p*

7 Style/Musicianship

grazioso:
Perform in a graceful manner.

f *grazioso* *elegantly* *p* *f* *p*

C. Perform line A again. Demonstrate synthesis of all layered steps.

✓ after each item performed correctly.

Map Pitch Rhythm Articulation Dynamics Style/Musicianship