

35. Song of the Fjords 21



Norwegian Folk Song 



◆ Solo, Tutti

Perform on instruments

 Solo, Tutti

- ◆ Divide the class into two groups. Have group 1 play the Solo phrases and everyone play the Tutti phrases. Repeat with group 2 playing the Solo phrases. Another day, ask for pairs of students to volunteer to play the Solo phrases, then individual students.
- ◆ Use , , and/or **IPAS**.

Read and notate

- ◆ With students, read the instructions beneath the music. Have them work in pairs to check each other's answers.
- ◆ Present *Rhythm and Melody Reading Enrichments: Pages 12-13* (p. 372) using an overhead or data projector. (See Teacher page 302 for more information.) With students, write the counting for lines 1 and 2, then practice counting and clapping the lines. Have students perform each line on the recorder using a single pitch. Another day, perform these lines simultaneously as a hand clapping/knee slapping duet.

Listen to, analyze, and describe

- ◆ Have students compare the first and second lines of 35. *Song of the Fjords*. Where are the notes and rhythms similar? Where are they different? Students can use this information to learn the song more quickly.

Understand in relation to history, culture, and other disciplines


- ◆ With students, find Norway on the World Map (Student page 48, Teacher page 300). People who live in Norway are called Norwegians.
- ◆ Examine with students the illustration of Geiranger Fjord. Along the west coast of Norway there are narrow inlet waterways called fjords. Fjords have steep sides that were cut in the rocks by glaciers. Geiranger Fjord is one of Norway's most famous, with beautiful waterfalls decorating its sheer cliffs.

Recorder

Solo: G A B G G A B G C B A A A

Tutti: G C G D

Piano/Guitar Accompaniment




Rec.

Solo: G A B G G A B G C B A B G

Tutti: G C G D N.C. G



Acc.



Write the note names under the music. Circle the skips.


12 **What's New**

When you see Solo in your music, only one person should play. When you see Tutti in your music, everyone should play.

21 **35. Song of the Fjords**  Find Norway on page 48. Norwegian Folk Song 

Solo Tutti

Write the note names under the music. Circle the skips.

22 **36. Champagne Branle**  French Renaissance Dance Music/Claude Gervaise (1500s)

Tambourine Drum

23 **37. Juba** African-American Folk Song

Tutti Solo

Ju - ba this and Ju - ba that, Ju - ba chased a yel - low cat.

Tutti Solo

Ju - ba up and Ju - ba down, Ju - ba run - ning all a - round.

38. Finger Lifters - Sight-Reading Challenge

INSPECT

39. Adventures in... Theory

4/4

Draw one note or rest to correctly complete each measure.