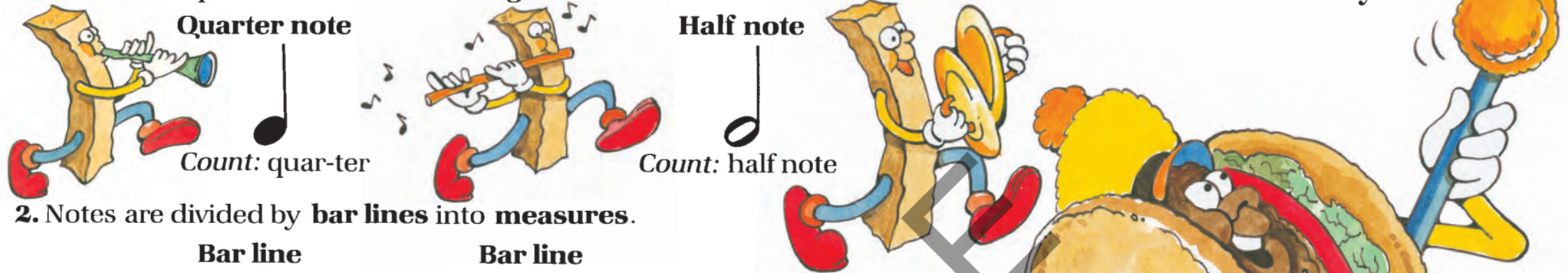
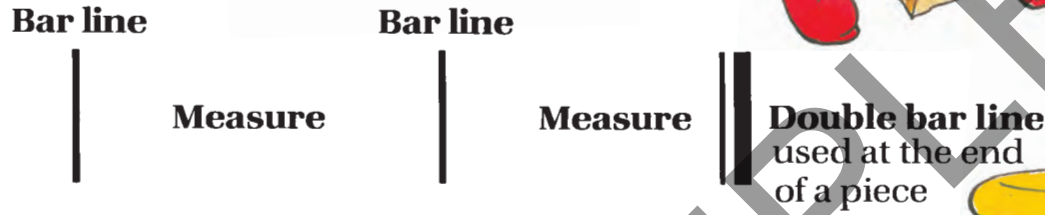


# Rhythm in Music

1. Music has a pattern of **short** and **long** tones. The combination of these tones written in notes is called **rhythm**.



2. Notes are divided by **bar lines** into **measures**.



## Left Hand Position



★ Down stem (♯) = L.H. will play.

## Practice Directions

1. Clap and count the rhythm aloud.
2. Find the correct hand position.
3. Play and sing the finger numbers.
4. Play and count the rhythm aloud.
5. Play and sing the words.

## First March

Up and down, feel the beat! Left hand play - ing, tap your feet!

Left Hand


# Staffs and Clefs



1. Music is written on lines and spaces called a **staff**.



A staff has **five** lines and **four** spaces.



2. Notes are written on **lines**, or in **spaces**.



3. Piano music uses **two** clefs.

This is a **treble clef**,  
or **G clef** sign:



This is a **bass clef**,  
or **F clef** sign:



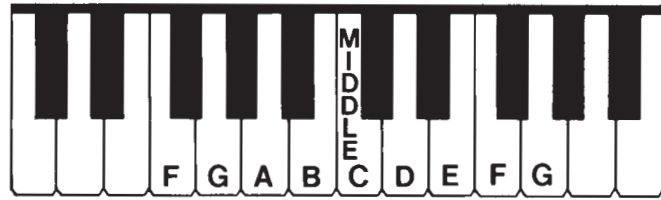
4. **High** tones are written on a **treble staff**.



**Low** tones are written on a **bass staff**.



# Middle C Position



L. H. 5 4 3 2 1 New notes\*

### Practice Directions

1. Place both thumbs on middle C.
2. Keep your eyes on the book.
3. Play and name the L.H. notes.


## Middle C Warm-up

Moderately

4 4	4 4	4 4	4 4
<i>f</i> 1. Three new notes! <i>p</i> 2. Keep your thumbs	A B C in their place,	in po - si - tion in po - si - tion	mid - dle C. mid - dle C.

4 4	4 4	4 4	4 4
Right hand thumb When you read	on C too, ev - 'ry day,	Same old notes here Watch the book, please,	for re - view! as you play!

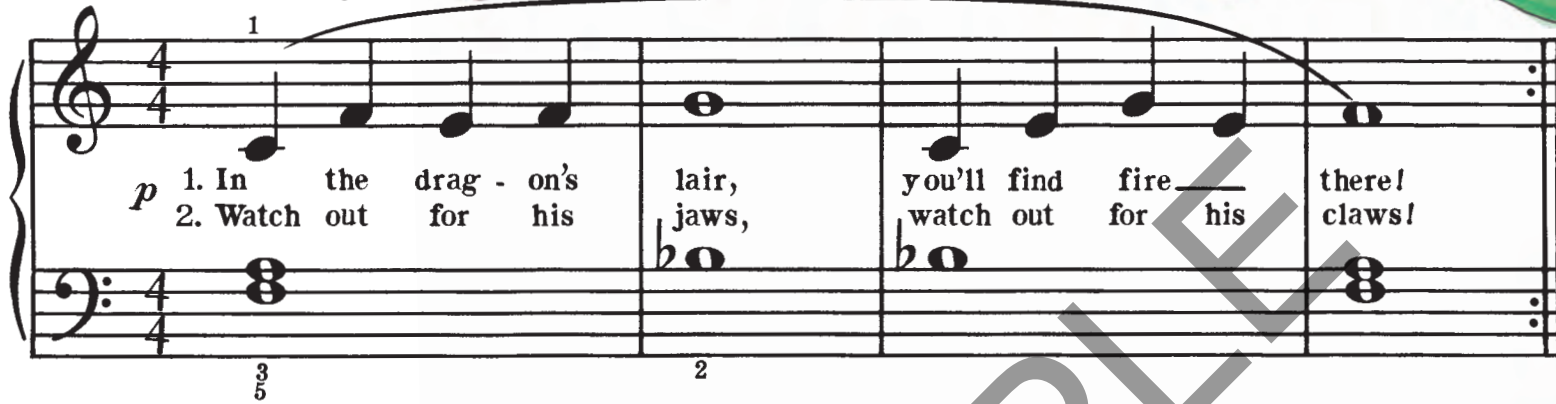
\*Teacher: Sort out these notes from the Bastien Music Flashcards and assign with this lesson.



# The Dragon's Lair

Mysteriously


1



*p* 1. In the drag - on's lair, you'll find fire there!  
2. Watch out for his jaws, watch out for his claws!

3 5 2


4



*f* Hey look out, don't get close to the drag - on's lair!

3

3



*p* He is there some - where, en - ter if you dare!

5

