


C Major Five Finger Position



PRACTICE DIRECTIONS*

1. Clap and count the rhythm aloud before playing.
2. Find the position for **both hands**.
3. Keep your eyes on the book while playing.
4. Play and **sing** the letter names of the notes aloud.
5. Play again and **count** the rhythm aloud.
6. Play again and sing the **words** aloud.

Marching

Position: C

1

f-p March-ing up the key - board, march back down with ease.

5

Keep a good po - si - tion, curve your fin - gers, please.

*TEACHER: The student is to follow similar practice directions throughout the book.

STACCATO ACCOMPANIMENT

Play the Left Hand staccato chords **lighter** than the melody for the correct balance. Say “up-up” for two staccato chords in a row. Be sure to play *both* chords staccato.

Waltz

Allegretto (moderately fast)

The first system of musical notation shows a piano accompaniment in 3/4 time. The right hand (treble clef) has a melodic line starting with a half rest, followed by a quarter note G4, quarter note A4, quarter note B4, quarter note C5, quarter note B4, quarter note A4, quarter note G4, and a dotted half note G4. The left hand (bass clef) has a half rest, followed by a quarter note G2, quarter note A2, quarter note B2, and a dotted half note G2. Dynamics include *f* (forte) and *p* (piano). A finger number '1' is written above the first G4 note.

The second system of musical notation continues the piano accompaniment. The right hand has a half rest, followed by a quarter note G4, quarter note A4, quarter note B4, quarter note C5, quarter note B4, quarter note A4, quarter note G4, and a dotted half note G4. The left hand has a half rest, followed by a quarter note G2, quarter note A2, quarter note B2, and a dotted half note G2. Dynamics include *f* and *p*.

The third system of musical notation continues the piano accompaniment. The right hand has a half rest, followed by a quarter note G4, quarter note A4, quarter note B4, quarter note C5, quarter note B4, quarter note A4, quarter note G4, and a dotted half note G4. The left hand has a half rest, followed by a quarter note G2, quarter note A2, quarter note B2, and a dotted half note G2. Dynamics include *f* and *p*.



The fourth system of musical notation concludes the piano accompaniment. The right hand has a half rest, followed by a quarter note G4, quarter note A4, quarter note B4, quarter note C5, quarter note B4, quarter note A4, quarter note G4, and a dotted half note G4. The left hand has a half rest, followed by a quarter note G2, quarter note A2, quarter note B2, and a dotted half note G2. Dynamics include *f* and *p*.

Duet Part

The Duet Part is a single line of musical notation in bass clef, 3/4 time. It consists of a continuous eighth-note pattern: G2, A2, B2, C3, D3, E3, F3, G3, A3, B3, C4, D4, E4, F4, G4, A4, B4, C5, B4, A4, G4, F4, E4, D4, C4, B3, A3, G3, F3, E3, D3, C3, B2, A2, G2. The piece ends with a double bar line. There are first and second endings marked with '1.' and '2.' above the final measures.

SHARP KEY SIGNATURES (Major Keys)

SHARP KEY SIGNATURES may be discovered by:

1. naming the last sharp  then,
2. naming the next letter in the musical alphabet (the name of the next note *above* the last sharp). 

Key of G Major

Note: Although the note F# will *not* be used in the G Major Five Finger Position, an F# must be placed at the beginning of each staff to indicate the *key* of G. (All F's written in the piece would then be sharped.)

G Major Five Finger Position



Stepping

Key of G Major

More than one upbeat note may be used before the first full measure of a piece. The *rhythm* of the piece determines how many upbeats will be used.

How many upbeats are there in “Dance With Me”?

Key of _____

Dance With Me

Moderato

Musical score for "Dance With Me" in 4/4 time, Moderato tempo. The score is written for piano and includes lyrics. The first measure has three upbeats (quarter notes) before the first full measure. The lyrics are: "Dance with me, dance with me, Come a - long and dance with me." The dynamic marking is *f-p*.

How many upbeats are there in “The Steamboat”?

Key of _____

The Steamboat

Lively

Musical score for "The Steamboat" in 4/4 time, Lively tempo. The score is written for piano and includes lyrics. The first measure has three upbeats (quarter notes) before the first full measure. The lyrics are: "Here comes the boat (toot, toot, toot, toot) a - round the bend, (toot, toot, toot, toot)". The dynamic marking is *mf*.

Continuation of the musical score for "The Steamboat". The lyrics are: "It is a - huff-ing and a - puff-ing as it comes. (toot, toot, toot, toot)".