


ALTERNATING PEDALS

The chord symbol indicates the root of the chord to be played in the pedal part. However, to add variation to the bass line, both the root and another note of the chord (usually the fifth) may be played alternately.



Practice these patterns using alternating pedals. Play the pedal with a staccato touch using ankle motion.

ROOT PLAYED FIRST

1.

2.

3.

4.

5.

6.

6/8 TIME SIGNATURE

	NOTES	RESTS	RHYTHM PATTERNS
6 — 6 beats to the measure	1 beat	1 beat	
8 — the eighth note () gets one beat	2 beats	2 beats	
	3 beats	3 beats	
	6 beats	6 beats	
			COUNT: 1 2 3 4 5 6

Play the following exercises counting the rhythm aloud.

30.

31.

32.

33.

34.

SIXTEENTH NOTES

Four sixteenth notes equal one quarter note:




The four sixteenth notes are often divided:


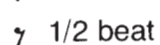

A single sixteenth note has two flags.

Two or more sixteenth notes are connected by a double beam.

NOTES



RESTS



RHYTHM PATTERNS



COUNT: 1 - and - 2

or
COUNT: 1 2 3 4 1

98.



99.



100.



101.



102.



103.

