

# IPS BASIC OPERATION

## LOGGING IN

When using **IPS** for the first time or logging into a new version, you'll need to create a log in.

Language: English

I Am Under 13 Years of Age

I Am Already a User

First Name: \_\_\_\_\_

Last Name: \_\_\_\_\_

eMail Address: \_\_\_\_\_

Confirm Email: \_\_\_\_\_

Password: \_\_\_\_\_

Confirm Password: \_\_\_\_\_

Save Cancel

Forgot Password

If you already have an **IPS** account, check “I am Already a User.”

Language: English

I Am Under 13 Years of Age

I Am Already a User

eMail Address: \_\_\_\_\_

Password: \_\_\_\_\_

Save Cancel

Forgot Password

Checking “I am Under 13 Years of Age” takes users to a Children’s Online Privacy Protection Act (COPPA) compliant Log In.

Language: English

I Am Under 13 Years of Age

First Name Initial: \_\_\_\_\_

Last Name: \_\_\_\_\_

eMail I am using:

Teacher

Parent / Guardian

Parent/Guardian eMail: \_\_\_\_\_

Confirm Email: \_\_\_\_\_


Password: \_\_\_\_\_

Confirm Password: \_\_\_\_\_

Save Cancel

Forgot Password

Once you have filled in all the fields for the Log In you selected, press **Save**. The **Main Menu** will appear...you’re all set to begin using the IPS!

If you are returning to the IPS as an existing user, select your **Login Name** from the dropdown menu, then press  to begin, or choose “Add your name here...” to create a new account.

Login Name: Pat Smith

Add your name here...

Pat Smith



Forgot Password

## MAIN MENU

The Main Menu is the hub of the **IPS**. It contains links to:

- My Book List
- My Recordings
- Tuner/Metronome
- My Settings
- Marketplace
- Kjos Home
- Help
- Log Out

- your **IPS** ebooks
- your personal **IPS** recordings currently saved on the device
- a metronome and tuner with automatic pitch recognition
- your app settings
- a Marketplace for purchasing additional **IPS** products
- Kjos.com for more information on Kjos publications, authors and composers, and other resources
- **IPS** help resources
- **IPS** Log Out

You can access the Main Menu by tapping  from anywhere in the **IPS**. Click [here](#) for details on each item in the Main Menu.

## ACTIVITY MENU

The Activity Menu is a feature-rich drop-down menu that contains links to:


- a metronome and tuner with automatic pitch recognition
- your personal IPS recordings currently saved on the device
- virtual flash cards to facilitate student learning of terms and symbols used in the ebook
- help resources



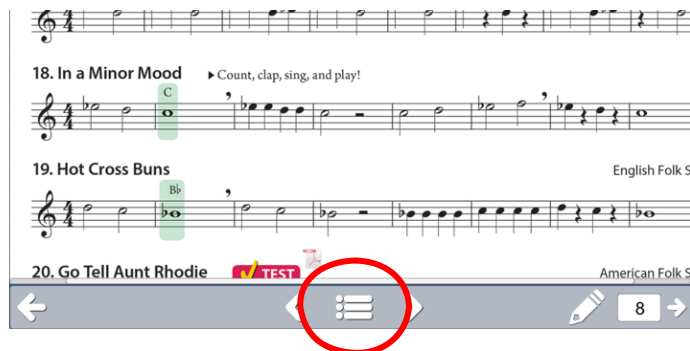
- a Media List containing all audio, video, and pdfs available for the selected book, allowing for instant access when the book page is not required
- a glossary of musical terms and symbols used throughout the book
- storage management, allowing you to load ebook pages, audio, video, and extras for offline use, as well as clear content

Click [here](#) for details on each item in the Activity Menu.

The Activity Menu can be opened while viewing an ebook's Table of Contents or from any page within the book when no other tools are being

used. To view the Activity Menu, tap , then make your selection from the menu. To close the

menu, click .



## EBOOK NAVIGATION & VIEWING

Navigation in your **IPS** ebooks is easy and includes a Table of Contents, hyperlinks, a convenient “go-to” feature, and swiping on touchscreen devices. Click [here](#) to learn more.

## TEACHER EDITION NAVIGATION SPECIAL FEATURES

**IPS** Teacher Edition ebooks include all the navigation functions of the student books, plus INSTANT ACCESS TO EVERY STUDENT EBOOK right in the same ebook window. Click [here](#) to learn more.

## ICON CHEAT SHEET

The **IPS** uses active icons to make your experience intuitive, easy, and fun. Click [Fcpic](#) for an Icon Cheat Sheet that you can print or view online as you explore the **IPS**.

For more information...

